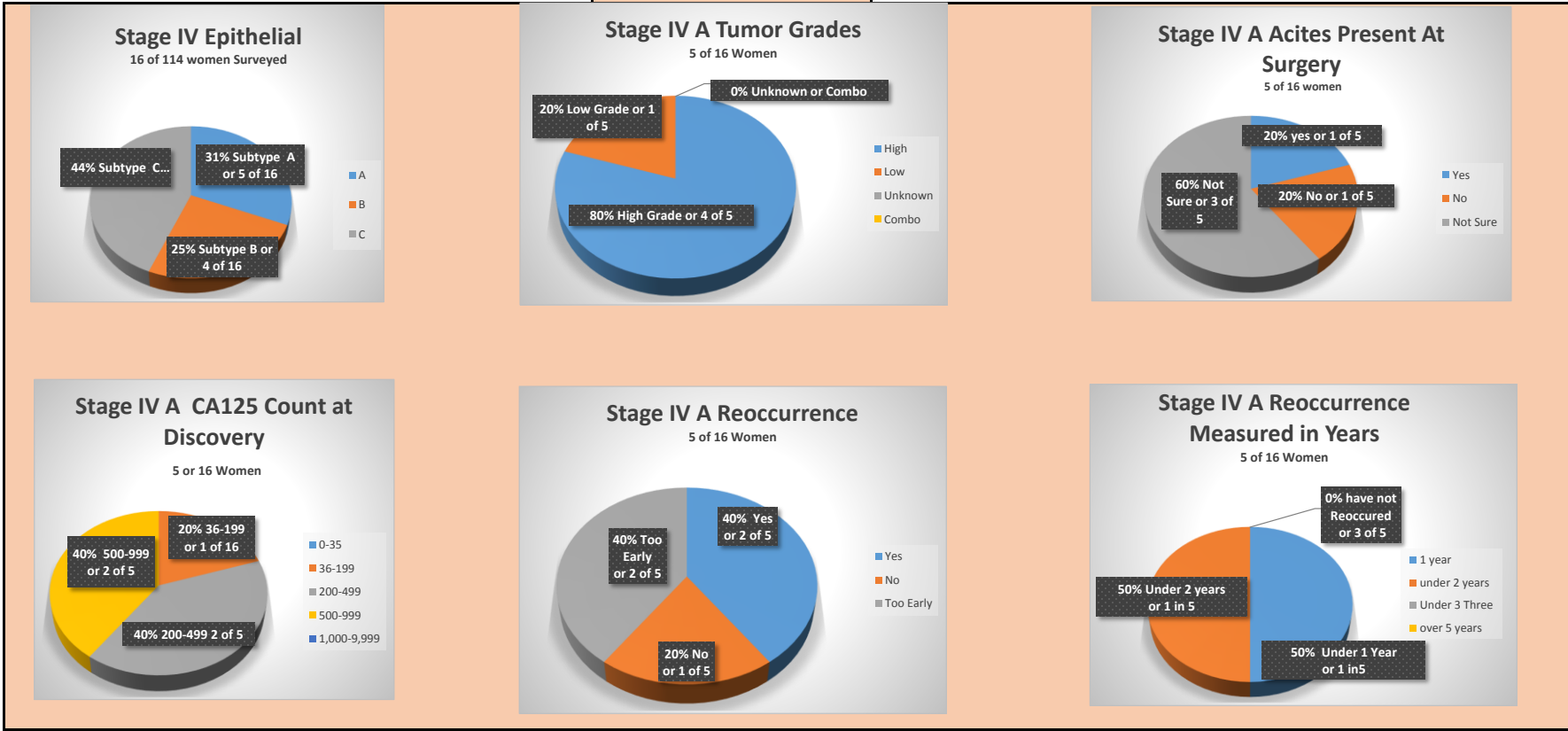


Stage IV Epithelial Ovarian Cancer
16 out of 114 Women from 3 different Fourms participated
as of 07-15-17

| Stage IV Epithelial | | Tumor Grades | | | | Acites | | | CA 125 Counts at Discovery | | | | | | Reoccurrence | | | Time frame for Reoccurrence | | | | |
|---------------------|-------|--------------|-----|---------|-------|--------|----|----------|----------------------------|--------|---------|---------|-------------|--------------|--------------|----|-----------|-----------------------------|---------------|---------------|---------------|---------------|
| Sub-Group | Count | High | Low | Unknown | Combo | Yes | No | Not Sure | 0-35 | 36-199 | 200-499 | 500-999 | 1,000-9,999 | 10,000 above | Yes | No | Too Early | Under 1 year | Under 2 years | Under 3 Years | Under 4 years | Under 5 years |
| A | 5 | 4 | 1 | 0 | 0 | 1 | 1 | 3 | 0 | 1 | 2 | 2 | 0 | 0 | 2 | 1 | 2 | 1 | 1 | 0 | 0 | 0 |
| B | 4 | 4 | 0 | 0 | 0 | 2 | 2 | 0 | 0 | 0 | 2 | 1 | 1 | 0 | 1 | 0 | 3 | 1 | 0 | 0 | 0 | 3 |
| C | 7 | 6 | 1 | 0 | 0 | 3 | 4 | 0 | 1 | 0 | 1 | 1 | 4 | 0 | 3 | 4 | 0 | 3 | 1 | 1 | 0 | 0 |
| Sub- Totals | 16 | 14 | 2 | 0 | 0 | 6 | 7 | 3 | 1 | 1 | 5 | 4 | 5 | 0 | 6 | 5 | 5 | 5 | 2 | 1 | 0 | 3 |

Stage IV A

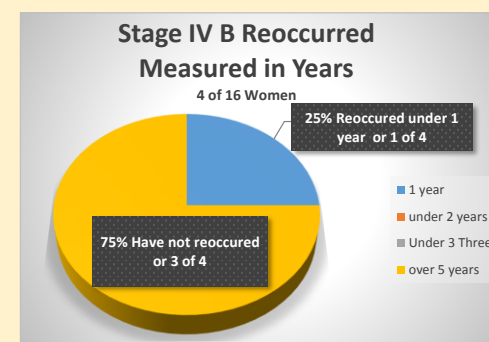
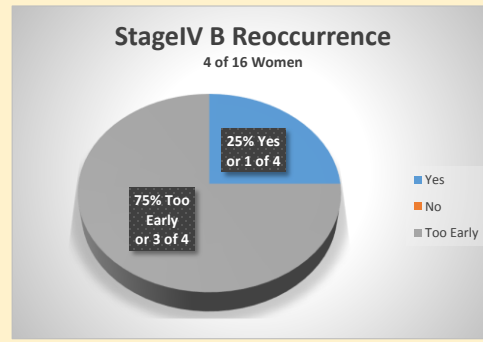
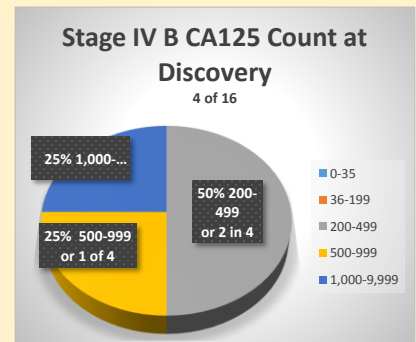
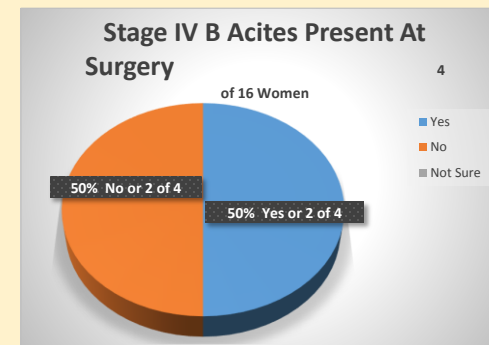
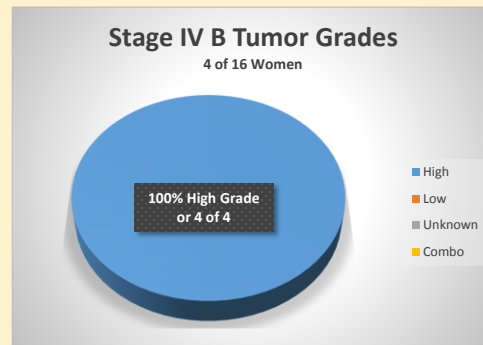
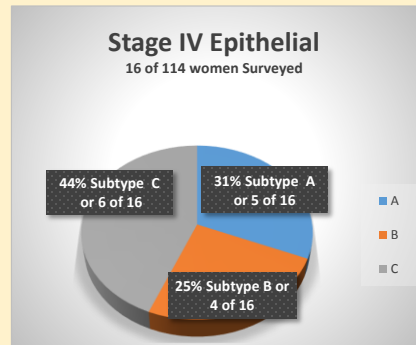


Stage IV Epithelial Ovarian Cancer
16 out of 114 Women from 3 different Fourrms participated

as of 07-15-17

| | | | | | | | | | | | | | | | | | | | | | | |
|--------------------|-----------|----|---|---|---|---|---|---|---|---|---|---|---|---|---|---|---|---|---|---|---|---|
| A | 5 | 4 | 1 | 0 | 0 | 1 | 1 | 3 | 0 | 1 | 2 | 2 | 0 | 0 | 2 | 1 | 2 | 1 | 1 | 0 | 0 | 0 |
| B | 4 | 4 | 0 | 0 | 0 | 2 | 2 | 0 | 0 | 0 | 2 | 1 | 1 | 0 | 1 | 0 | 3 | 1 | 0 | 0 | 0 | 3 |
| C | 7 | 6 | 1 | 0 | 0 | 3 | 4 | 0 | 1 | 0 | 1 | 1 | 4 | 0 | 3 | 4 | 0 | 3 | 1 | 1 | 0 | 0 |
| Sub- Totals | 16 | 14 | 2 | 0 | 0 | 6 | 7 | 3 | 1 | 1 | 5 | 4 | 5 | 0 | 6 | 5 | 5 | 5 | 2 | 1 | 0 | 3 |

Stage IV B



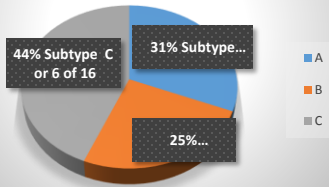
Stage IV Epithelial Ovarian Cancer
16 out of 114 Women from 3 different Fourrms participated

as of 07-15-17

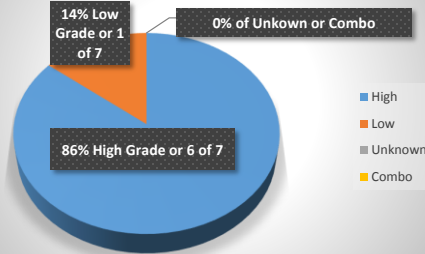
| | | | | | | | | | | | | | | | | | | | | | | |
|--------------------|-----------|----|---|---|---|---|---|---|---|---|---|---|---|---|---|---|---|---|---|---|---|---|
| A | 5 | 4 | 1 | 0 | 0 | 1 | 1 | 3 | 0 | 1 | 2 | 2 | 0 | 0 | 2 | 1 | 2 | 1 | 1 | 0 | 0 | 0 |
| B | 4 | 4 | 0 | 0 | 0 | 2 | 2 | 0 | 0 | 0 | 2 | 1 | 1 | 0 | 1 | 0 | 3 | 1 | 0 | 0 | 0 | 3 |
| C | 7 | 6 | 1 | 0 | 0 | 3 | 4 | 0 | 1 | 0 | 1 | 1 | 4 | 0 | 3 | 4 | 0 | 3 | 1 | 1 | 0 | 0 |
| Sub- Totals | 16 | 14 | 2 | 0 | 0 | 6 | 7 | 3 | 1 | 1 | 5 | 4 | 5 | 0 | 6 | 5 | 5 | 5 | 2 | 1 | 0 | 3 |

Stage IV C

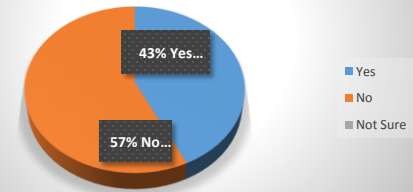
Stage IV Epithelial
16 of 114 women Surveyed



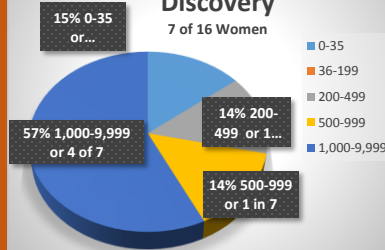
Stage IV C Tumor Grade
7 of 16 women



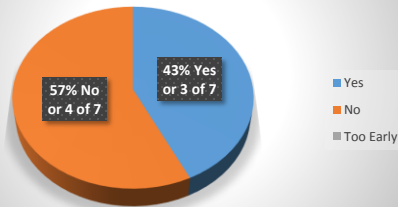
Stage IV C Acites Present at Surgery
7 of 16 Women



Stage IV C CA125 Count at Discovery
7 of 16 Women



Stage IV C Reoccurrence
7 of 16 Women



Stage IV C Reoccurred Measured in Years
7 of 16 Women

